

**7557.\*\***


**MALES FOR CONNECTOR - UP-LOK2 TERMINALS**



**Description** Split pin – secondary lock- Double wire

**Wire section range** 1.00 – 2.50 mm<sup>2</sup> (AWG 20-14)

**Max. Insulator Ø** 3.3 mm (parallel bridge wire)  
4.5 mm (Single wire)





**Materials,  
Temperature &  
Contact resistance**

Part nr.	Material	Finishing	Max. Temp. (C°)
7557.01	Brass	Pre-tin plated	120

**Application tool** MN7551

**Wire striping length** 3.1 (±0.5) mm

**Crimping parameters &  
Pull out force**

Wire section (mm <sup>2</sup> ±10%)	Conductor (mm) 		Insulator (mm) 		Pull-out force (N)
	Height (±0.05)	Width (measured)	Height (Max.)	Width (Max.)	
Nominal					
0.5+0.5	1.60	2.37	2.9 Max	4.8 Max	>85
0.5+1.0	1.65	2.42	2.9 Max	4.8 Max	>80
0.5+1.5	1.85	2.34	2.9 Max	4.8 Max	>80
1.0+1.0	1.80	2.35	2.9 Max	4.8 Max	>120
1.5+1.0	1.90	2.34	2.9 Max	4.8 Max	>130
2.5	1.90	2.35	2.9 Max	4.8 Max	>250

**Note:** Values only valid for the application tool specified. The insulator width is only indicative as they depend of the insulation properties

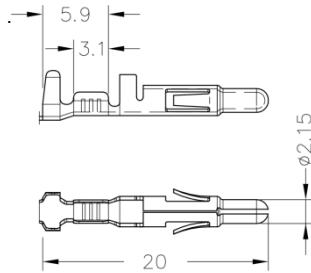
**Packaging** 3500 Pieces on 25 mm cardboard reel, 15 mm terminal chain pitch

**7557.\*\***

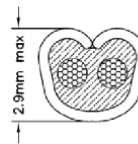
**MALES FOR CONNECTOR - UP-LOK2 TERMINALS**



**Drawing**



Paralel doble crimp  
Insulation sect.



**Approvals**

- RoHS Compliant



**Connectors Compatibility**

Material		Color	
Reference	Material	Reference	Color
222**1*	PA66V2	222***0	Natural
222**3*	PA6/66V0	222***1	White
222**4*	PA6/66V2750N	222***2	Yellow
222**5*	PA646STY	222***3	Red
222**6*	PA66V0750NF	222***4	Green
222**9*	PBT	222***5	Black
-	-	222***6	Blue
-	-	222***7	Brown
-	-	222***8	Grey
-	-	222***9	Purple
-	-	222***A	Pink
-	-	222***B	Orange

222-X-X-X-X

- X Color
- X Material
- X Ways Number
- 4 Female Connector
- 5 Male Connector

**Note:** For more information ask: [info@escubedo.com](mailto:info@escubedo.com)

**Disclaimer**

Data obtained from Escubedo Laboratory essays, using own methodology, cabling, equipment and original crimping tools, done in laboratory conditions and following the indicated standards, errors and omissions excepted. This document has no contractual meaning and it is published only for informative purposes. It can be changed without prior notice. The end customer has the sole responsibility to check these characteristics in its environment and with its own components, manufacturing methods and equipment. See also the full range product overview if available. For further information please visit our web site or contact

Rev. Nr.	Modification	Date	Created/Revised	Approved
1	Creation	29/01/2015	D.Martinez / E.Roura	JC Sanchez
2	Crimping parameters & formats	23/04/2015	D.Martinez / E.Roura	JC Sanchez
3	Add Connectors Compatibility & Update	29/11/2016	D.Martinez / E.Roura	X.Menac