

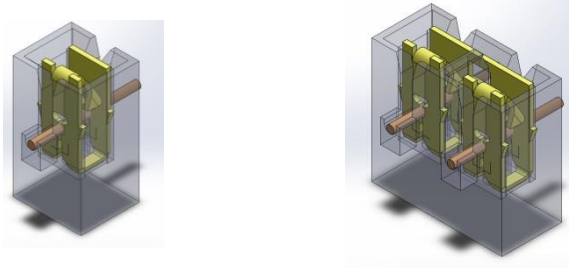
**6908.02 TIN PLATED BRASS**



**UP-MATE SERIES MOTOR RECEPTACLES FOR ENAMELED WIRE**

**Description** UP-Mate receptacles. Female motor receptacles for enamelled wire.

**Application** Escubedo offers the UP-MATE family for a quick connection of the magnet wire termination in motors and coils windings. The strip form female can be inserted fully automatic into cavity.  
During this operation, the magnet wire is inserted into the terminal slot, stripping the enamel insulation.  
The UP-Mate design is intended to connect a magnetic wire in a plastic housing allowing even electric bridges between receptacles.



**Materials, Temperature**

Part number	Material	Finishing	Max. Temp. (C°)
6908.02	Brass	Tin plated	110

**Notes:** Max. Recommended temperature.

**Material thickness** 0.4 mm

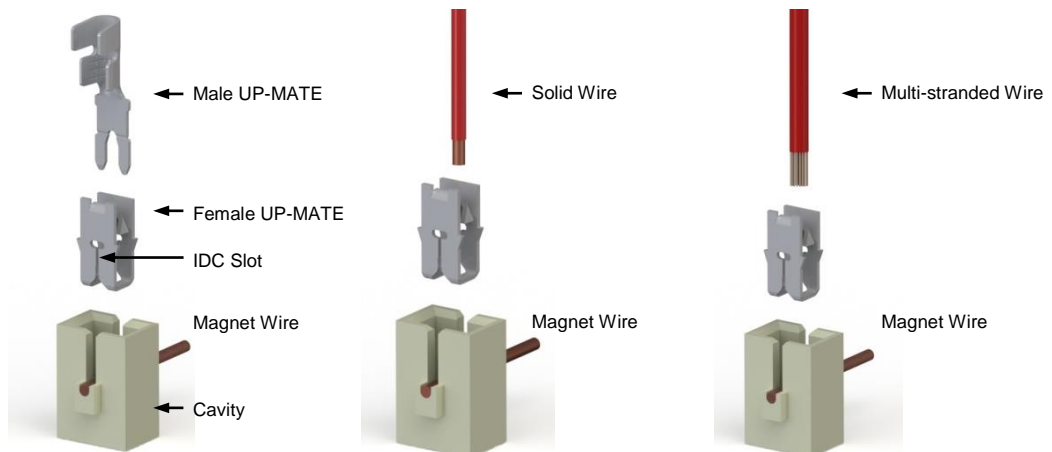
**Magnet wire range** Copper wire: 0.45 – 0.65 mm diameter.  
Aluminium wire: For aluminium magnet wire compatibility and size range contact with Escubedo. [info@escubedo.com](mailto:info@escubedo.com).

**External connection** The UP-MATE female receptacles can be plugged with a male tab, solid wire or multi-stranded wire.

- Wire cross section range allowed: 0.5 – 0.9 mm<sup>2</sup> (solid or twisted multi-stranded).
- Compatible male tabs allowed:

Part number	Wire size mm <sup>2</sup> (AWG)	Specification
3870.xx	0.3 - 0.9 (22 - 18)	Short Male.
3871.xx	0.8 - 2.0 (18 - 14)	
3874.xx	0.3 - 0.9 (22 - 18)	Tab for applicator bending.
3873.xx	0.8 - 2.0 (18 - 14)	
3876.xx	1.5 – 1.0 (20 – 18)	Long tab (male for connector).
3878.xx	1.5 – 1.0 (20 – 18)	Long tab with side bars (male for connector).

**Sketch**



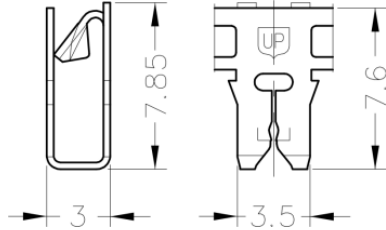
**6908.02 TIN PLATED BRASS**



**UP-MATE SERIES. FEMALE MOTOR RECEPTACLES FOR ENAMELLED WIRE**

**Plastic housing** Recommended dimensions for the plastic housing are available.

**Drawing**



**Packaging** 14000 Pieces on 10 mm cardboard reel, 5.6 mm terminal chain pitch

**Approvals**

RoHS Compliant	
----------------	---

**Disclaimer**

Data obtained from Escubedo Laboratory essays, using own methodology, cablings, equipment and original crimping tools, done in laboratory conditions and following the indicated standards, errors and omissions excepted. This document has no contractual meaning and it is publicised only for informative purposes. It can be changed without prior notice. The end customer has the sole responsibility to check these characteristics in its environment and with its own components, manufacturing methods and equipment. See also the full range product overview if available. For further information please visit our web site or contact us.

Rev. Nr.	Modification	Date	Created/Revised	Approved
2	Update datasheet	14/03/2017	D.Martinez / E.Roura	X.Menac
1	Creation	28/05/2009	D.Martinez	JC. Sanchez