

4450.**



2,3 (.090) UP-NIP RECEPTACLE FOR CONNECTOR

Description Receptacle for connector 2.3x0.65mm

Wire section range 0.5 ÷ 0.85 mm² (AWG 20 - 18)

Max. Insulator Ø 2.1 mm



Materials & Temperature

Part nr.	Material	Finishing	Max. Temp. (C°)
4450.00	Brass	Natural	110
4450.01	Brass	Pre-tin plated	120
4450.30	Bronze	Natural	120
4450.31	Bronze	Pre-tin plated	130

Material thickness 0.25 mm

Max. Rated current

Maximum Current values.

Values of the table show the recommended maximum current values, limited by the cross section of the cable used. These maximum values also depend on the ambient temperature, and can be reduced depending on the working conditions. For more precise information about the maximum rating current applicable in each case, consult the "Temperature Rise" and "De-rating" curves.

Wire section (mm ²)	Current (A)
0.50	6
0.75	8

Insertion/Withdrawal forces



1st. Insertion	10 ÷ 15 N Max.
1st. Withdrawal	5 ÷ 15 N Max.

Note: Insertion and withdrawal forces valid for 6450.** tab.

Application tool MN4450

Wire striping length 4.7 (±0.5) mm

Crimping parameters & Pull out force

Wire section (mm ² ±10%)	Conductor (mm) 		Insulator (mm) 	Pull-out force (N)
	Height (±0.05)	Width (measured)	Width (measured)	
Nominal				Min.
0.50	1.15	1.90	3.00	70
0.75	1.30	1.90	3.02	90

Note: Values only valid for the application tool specified. The insulator width is only indicative as they depend of the insulation properties

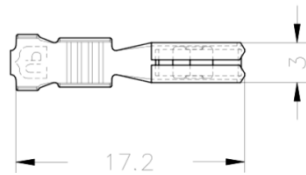
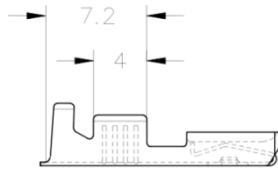
Packaging 8000 Pieces on 25 mm cardboard reel, 10.5 mm terminal chain pitch

4450.**



2,3 (.090) UP-NIP RECEPTACLE FOR CONNECTOR

Drawing



Connectors Compatibility **Note:** For info ask: info@escubedo.com

Approvals

RoHS Copliant	✓ RoHS
---------------	-----------

Disclaimer

Data obtained from Escubedo Laboratory essays, using own methodology, cablings, equipment and original crimping tools, done in laboratory conditions and following the indicated standards, errors and omissions excepted. This document has no contractual meaning and it is publicised only for informative purposes. It can be changed without prior notice. The end customer has the sole responsibility to check these characteristics in its environment and with its own components, manufacturing methods and equipment. See also the full range product overview if available. For further information please visit our web site or contact us.

Rev. Nr.	Modification	Date	Created/Revised	Approved
3	Update	15/05/2017	D.Martinez / E.Roura	X.Menac
2	Standard max. Temp. change	21/03/2011	David Martinez	Joan Carles Sanchez
1	Creation	02/06/2006	Marc Garangou	Luis Barea