



**8445.\*\***

**6.3 (.250) TYPE SERIES · RECEPTACLES FOR CONNECTOR**



**Specification** 6.3 mm Timer terminals

**Wire size mm<sup>2</sup> (AWG)** 1-2,5 (18-14)

**Ø Insulation (mm)** 3-4,3

**Materials, temperature and contact resistance**

Part nr.	Material	Finishing	Max. Temp. (°C)
8445.00	Brass	Natural	110
8445.01	Brass	Pre-tin-plated	120
8445.30	Bronze	Natural	120
8445.31	Bronze	Pre-tin-plated	130

**Material thickness (mm)** 0,32


**Max. rated current**

Wire section	8445.00 / 01 / 30 / 31
1.00 mm <sup>2</sup>	8A
1.50 mm <sup>2</sup>	10A
2.50 mm <sup>2</sup>	12A

**Application tool** MN8445

**Wire strip length** 3.8 (±0.3) mm

**Crimping parameters & pull out force**

Wire section (±10%)	Conductor 		Insulator	Pull-out force (N)
	Height (mm)	Width (mm)		
1.00 mm <sup>2</sup>	1.40 (±0.05)	2.60 (±0.05)	4.12 (±0.10)	108N @ 60s
1.50 mm <sup>2</sup>	1.50 (±0.05)	2.60 (±0.05)	4.15 (±0.10)	150N @ 60s
2.00 mm <sup>2</sup>	1.55 (±0.05)	2.62 (±0.05)	4.16 (±0.10)	150N @ 60s
2.50 mm <sup>2</sup>	1.60 (±0.05)	2.63 (±0.05)	4.19 (±0.10)	230N @ 60s

Values only valid for the application tool specified upwards. The insulator widths are only indicative as they are dependent on the sheath thickness of the wire used.

**Winding number** 2700

**Compatible connectors** 26368\*\*, 26385\*\*, 26398\*\*

**Approvals**




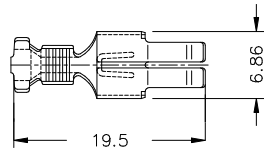
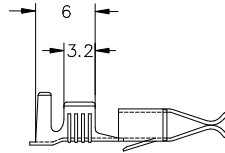


**8445.\*\***

**6.3 (.250) TYPE SERIES · RECEPTACLES FOR CONNECTOR**



Drawing



**Disclaimer**

Data obtained from Escubedo Laboratory essays, using own methodology, cablings, equipment and original crimping tools, done in laboratory conditions and following the indicated standards, errors and omissions excepted. This document has no contractual meaning and it is publicised only for informative purposes. It can be changed without prior notice. The end customer has the sole responsibility to check these characteristics in its environment and with its own components, manufacturing methods and equipment. See also the full range product overview if available. For further information please visit our web site or contact us

Rev. Nr.	Concept	Date	Created/Revised	Approved
A1	Datasheet generated automatically [A1]	2018-10-04	Laboratory Dept.	E. Roura

Especialitats Elèctriques Escubedo S.A.U. · Ctra. de Girona-Olot Km. 35,5 · 17843 Riudellots de la Creu · Girona · Spain  
Tel.: 34 972 171 706 · Fax: +34 972 171 714 · [info@escubedo.com](mailto:info@escubedo.com) · [www.escubedo.com](http://www.escubedo.com)