

## 5822.\*\*

### 6.3 (.250) TYPE SERIES · FLAGS



**Specification** Low insertion

**For male (mm)** 6,3x0,8

**Wire size mm<sup>2</sup> (AWG)** 1-2,5 (18-14)

**Ø Insulation (mm)** 2,7-3,8

**Materials, temperature and contact resistance**

Part nr.	Material	Finishing	Max. Temp. (°C)
5822.00	Brass	Natural	110
5822.01	Brass	Pre-tin-plated	120
5822.30	Bronze	Natural	120
5822.31	Bronze	Pre-tin-plated	130
5822.24	Steel	Nickel-plated	300
5822.51	Cu. Alloy	Pre-tin-plated	150
5822.70	German Silver	Natural	210

**Material thickness (mm)** 0,4

**Max. rated current**

Wire section	5822.00 / 01 / 30 / 31 / 24 / 51 / 70
1.00 mm <sup>2</sup>	12A
1.50 mm <sup>2</sup>	16A
2.50 mm <sup>2</sup>	20A

**Insertion / Withdrawal forces**



	5822.00 / 30 / 51 / 70	5822.01 / 31 / 24
1st Insertion (max)	35N <sup>1</sup>	35N <sup>1</sup>
1st Withdrawal (max)	60N <sup>1</sup>	60N <sup>1</sup>
1st Withdrawal (min)	27N <sup>1</sup>	22N <sup>1</sup>
6th Withdrawal (min)	22N <sup>1</sup>	18N <sup>1</sup>

<sup>1</sup> Valid for Natural Brass Tab

**Application tool**

MN5822

**Crimping parameters & pull out force**

Wire section (±10%)	Conductor 		Insulator 	Pull-out force (N)
	Height (mm)	Width (mm)	Width (mm)	
1.00 mm <sup>2</sup>	1.65 (±0.05)	3.05 (±0.05)	4.01 (±0.10)	108N @ 60s
1.50 mm <sup>2</sup>	1.75 (±0.05)	3.07 (±0.05)	4.03 (±0.10)	150N @ 60s
2.00 mm <sup>2</sup>	1.85 (±0.05)	3.10 (±0.05)	4.05 (±0.10)	150N @ 60s
2.50 mm <sup>2</sup>	1.95 (±0.05)	3.13 (±0.05)	4.05 (±0.10)	230N @ 60s

Values only valid for the application tool specified upwards. The insulator widths are only indicative as they are dependent on the sheath thickness of the wire used.

**Winding number**

3000

**Compatible connectors**

26333\*\*, 26336\*\*

**Approved regulations**

Part nr.	Approval	Standard	File	Certified framework
5822.00	UL	UL 310	E211727	AWG 18-14 (16-41 Stranded Cu) / MN5822
5822.01	UL	UL 310	E211727	AWG 18-14 (16-41 Stranded Cu) / MN5822
5822.24	UL	UL 310	E211727	AWG 18-14 (16-41 Stranded Cu) / MN5822

**5822.\*\***

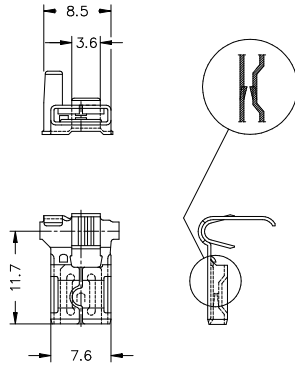
**6.3 (.250) TYPE SERIES · FLAGS**



**Approvals**



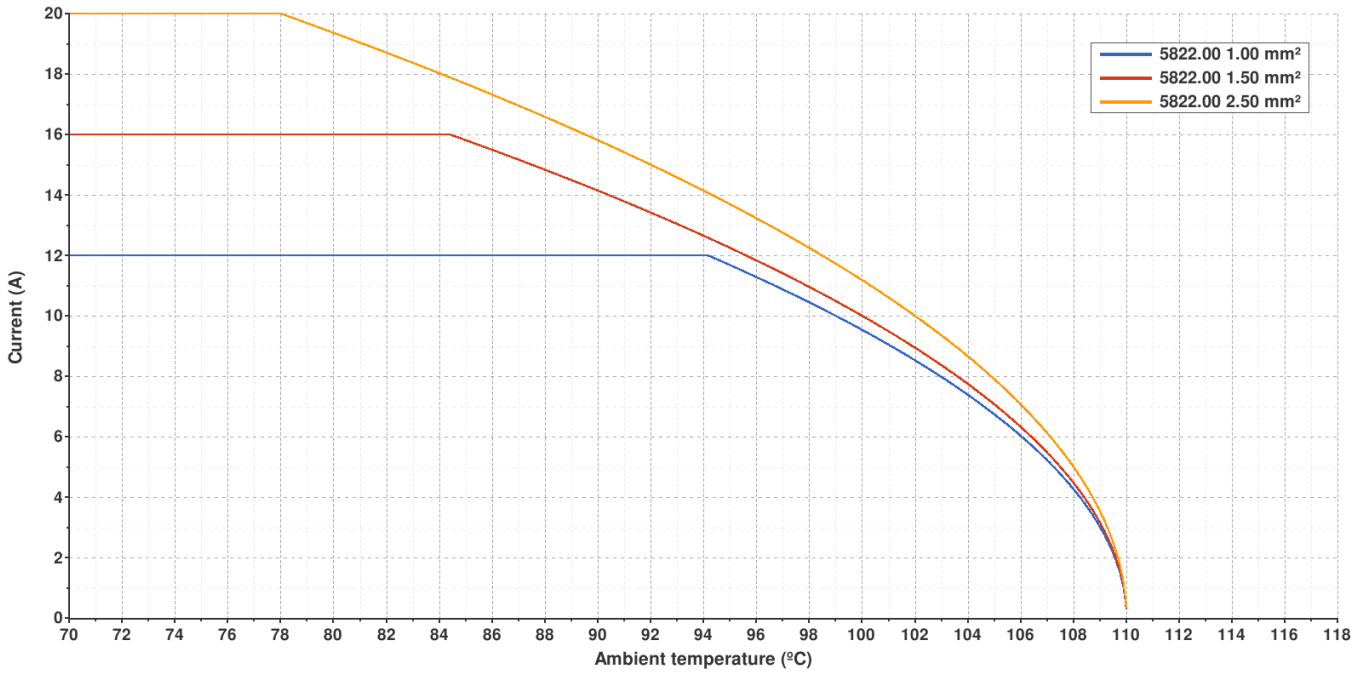
**Drawing**



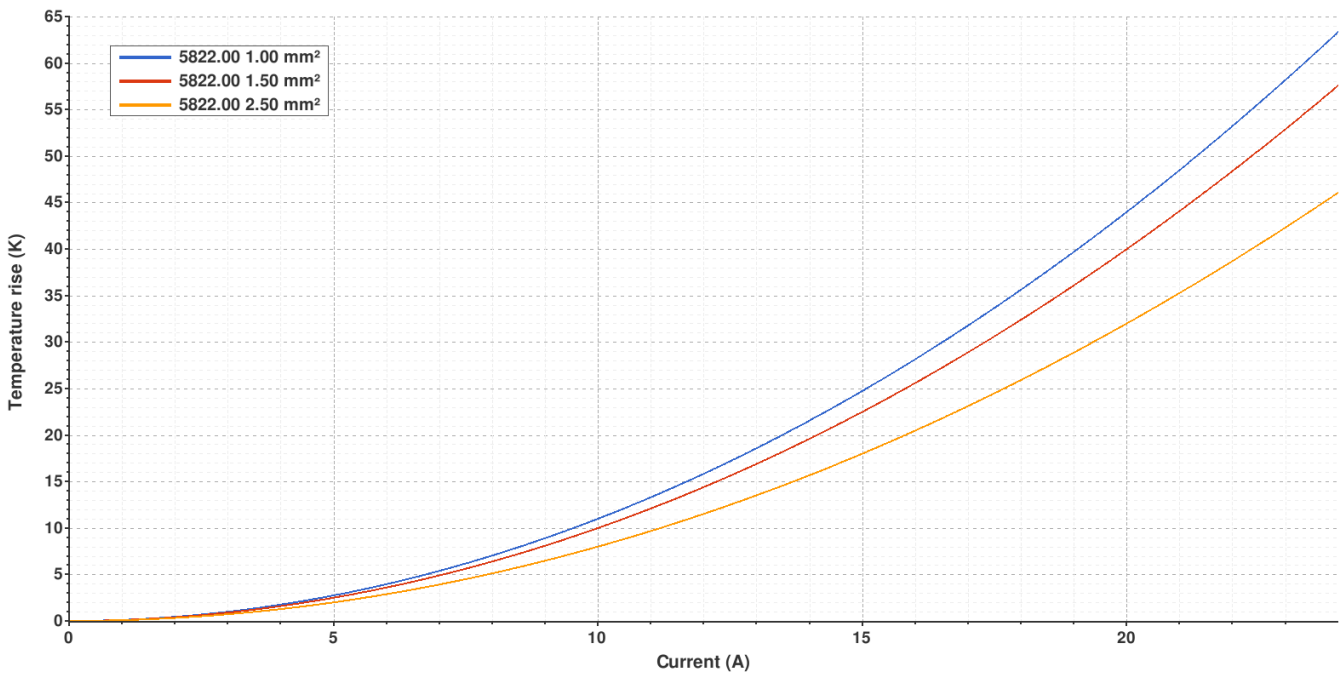
**5822.00 NATURAL BRASS**  
**6.3 (.250) TYPE SERIES · FLAGS**



**Derating curve**      Current carrying capacity vs. Ambient temperature



**Temperature rise curve**      Terminal temperature rise due to the current carried

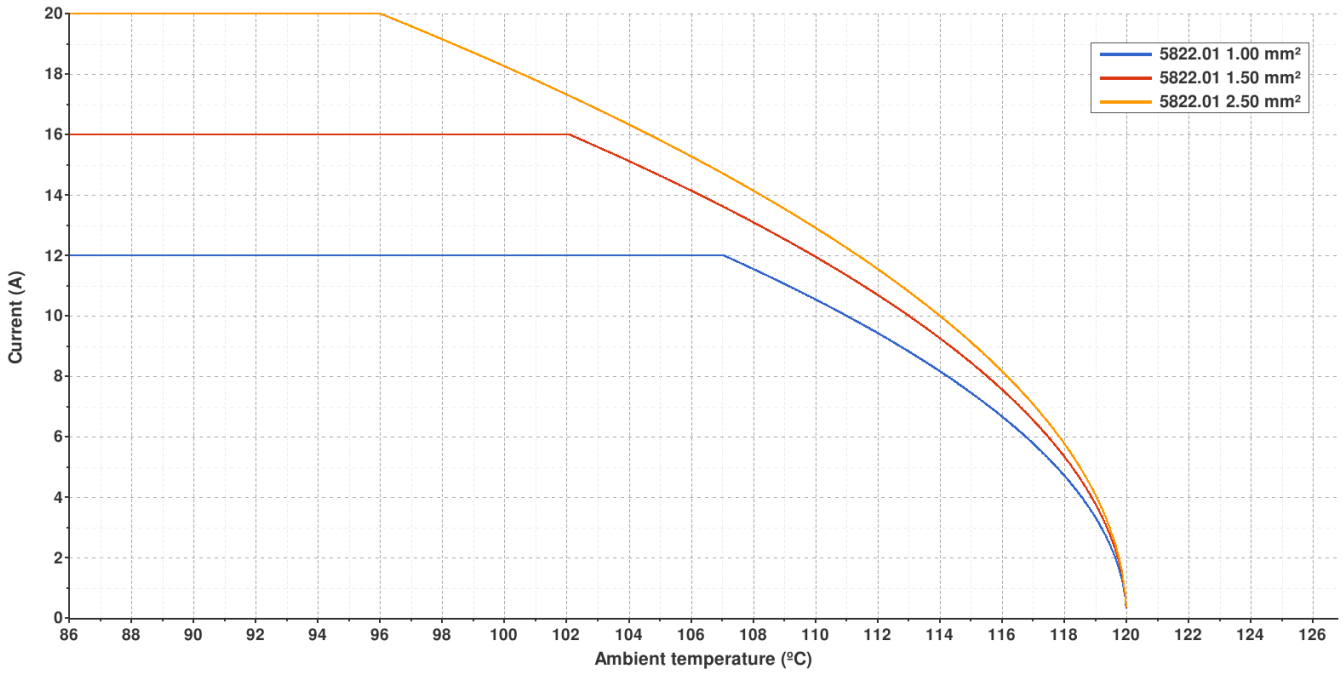


Valid for Natural Brass Tab

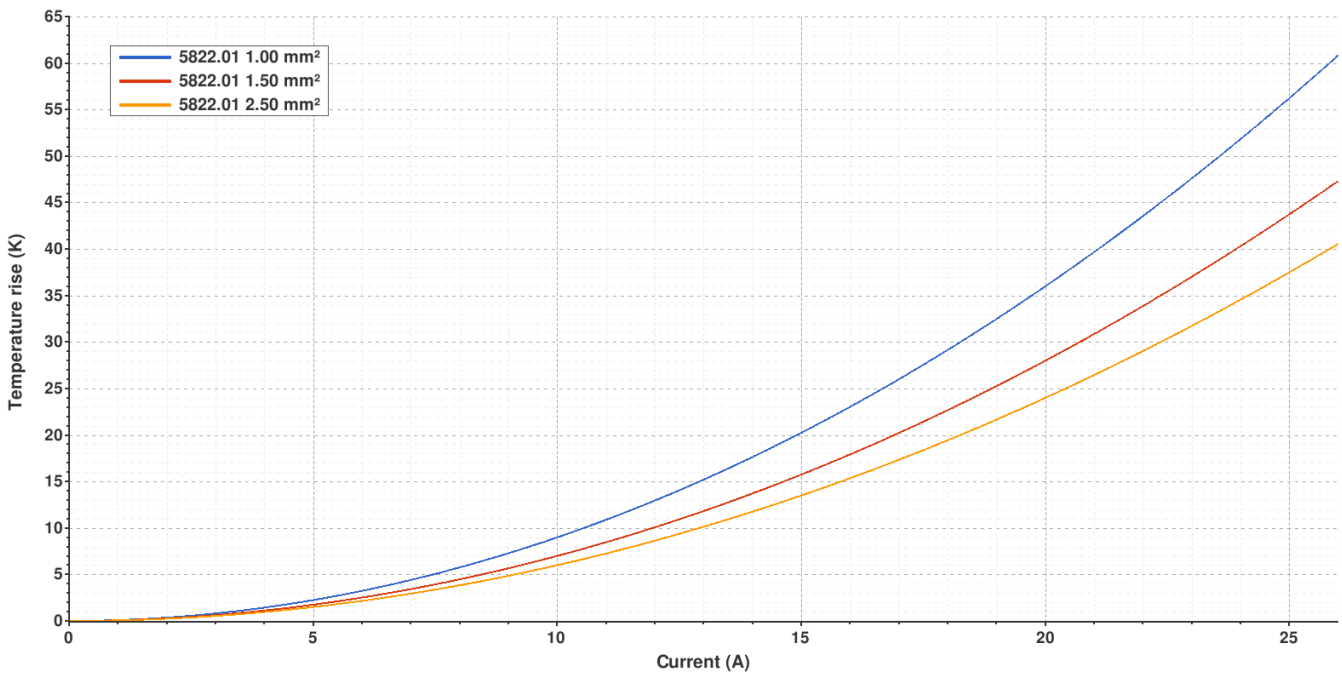
**5822.01 PRE-TIN-PLATED BRASS**  
**6.3 (.250) TYPE SERIES · FLAGS**



**Derating curve** Current carrying capacity vs. Ambient temperature



**Temperature rise curve** Terminal temperature rise due to the current carried

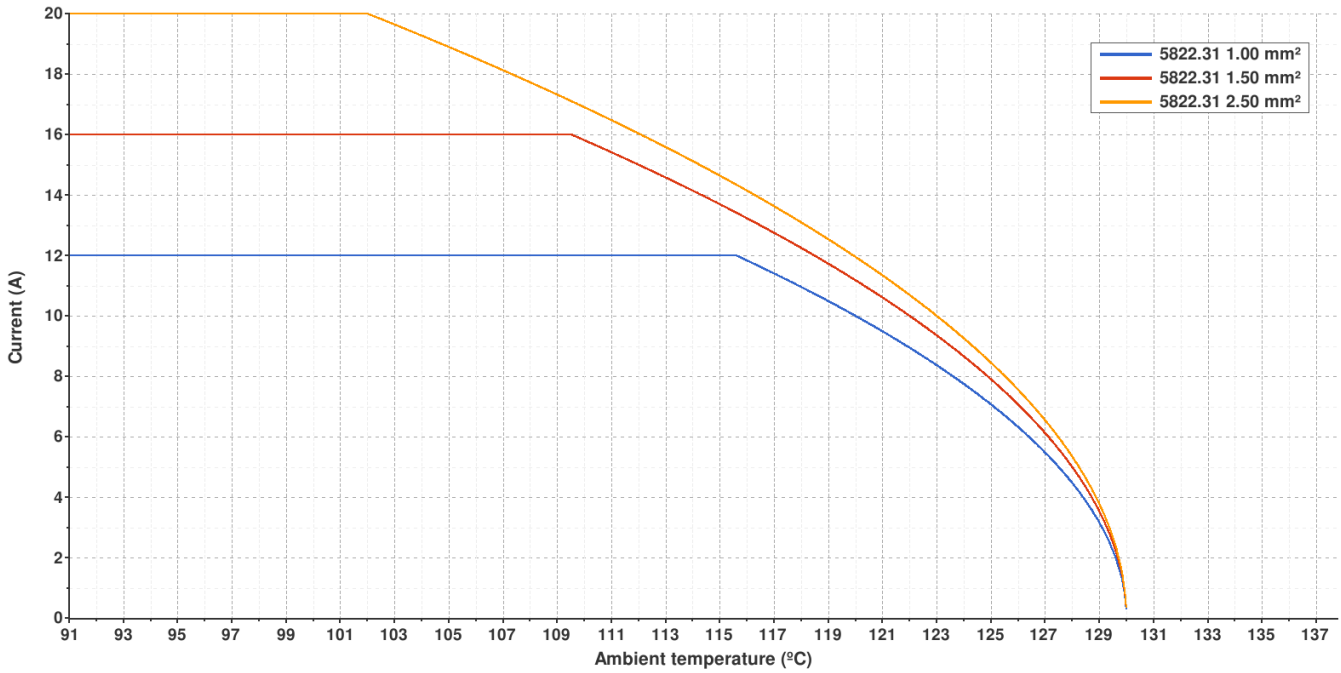


Valid for Natural Brass Tab

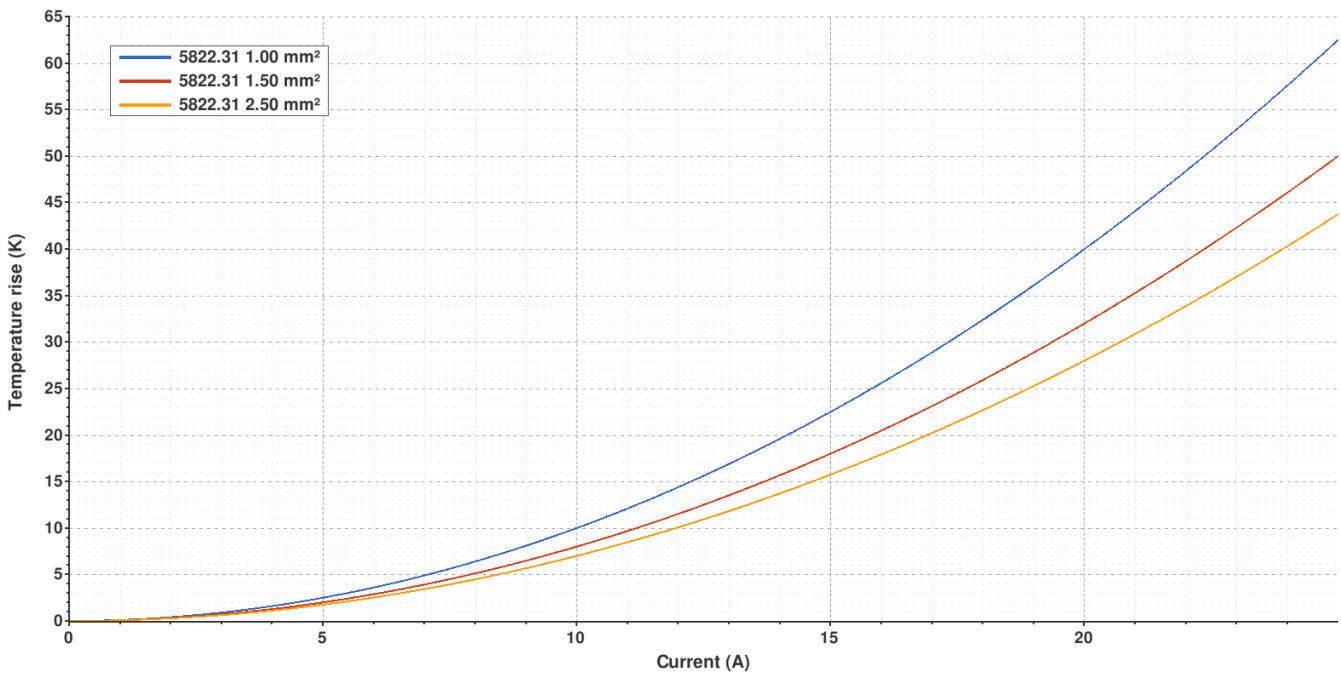
**5822.31 PRE-TIN-PLATED BRONZE**  
**6.3 (.250) TYPE SERIES · FLAGS**



**Derating curve**      Current carrying capacity vs. Ambient temperature



**Temperature rise curve**      Terminal temperature rise due to the current carried

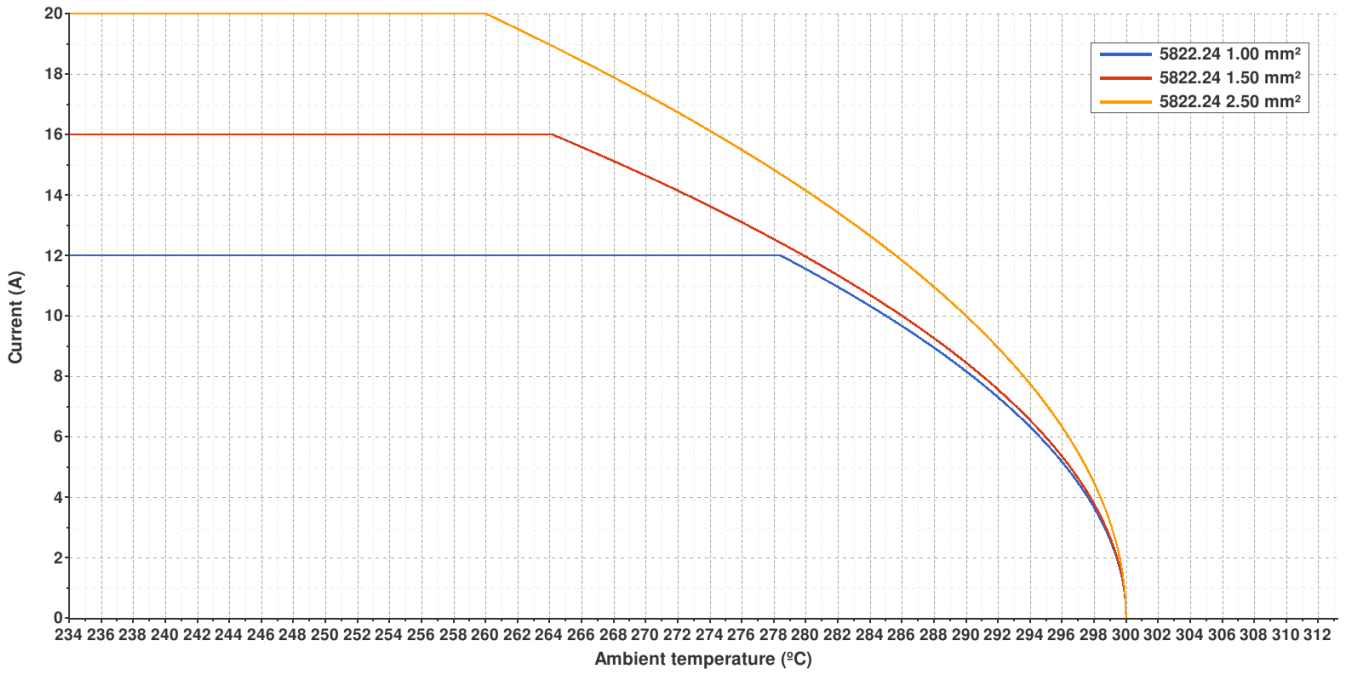


Valid for Natural Brass Tab

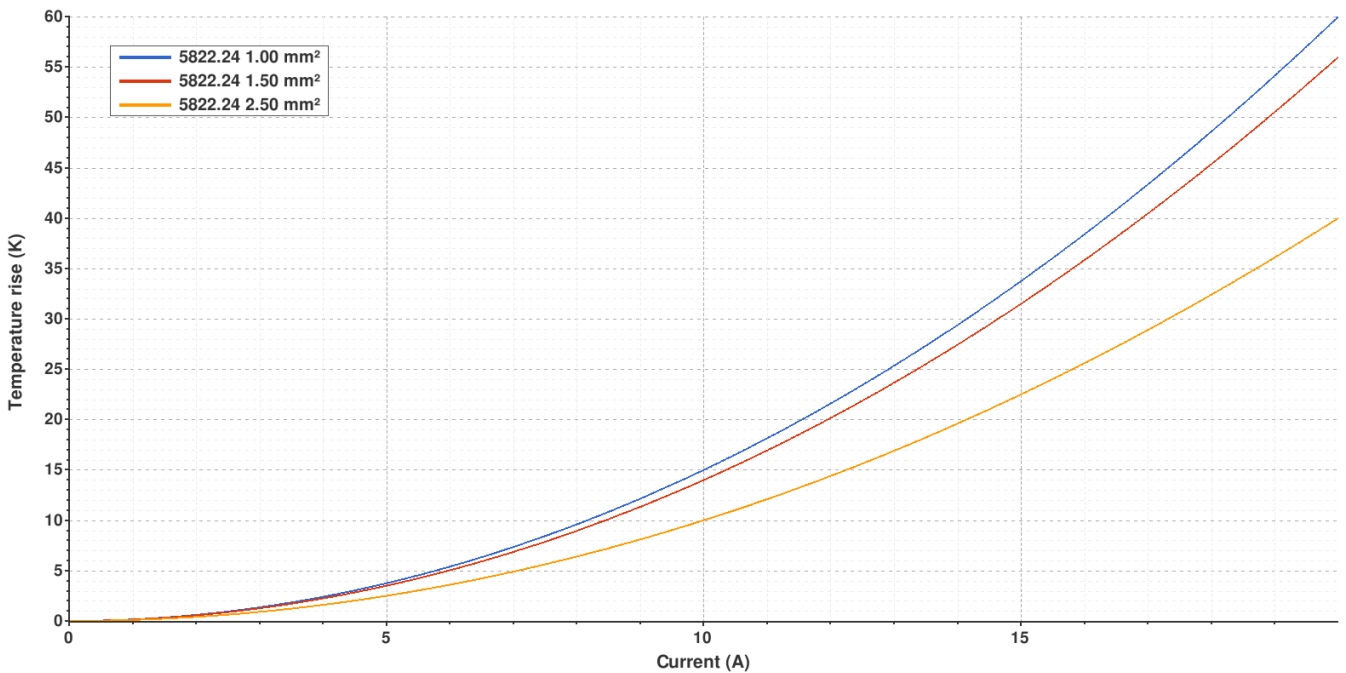
**5822.24 NICKEL-PLATED STEEL**  
**6.3 (.250) TYPE SERIES · FLAGS**



**Derating curve** Current carrying capacity vs. Ambient temperature



**Temperature rise curve** Terminal temperature rise due to the current carried



Valid for Natural Brass Tab

**5822.\*\***
**6.3 (.250) TYPE SERIES · FLAGS**

**Disclaimer**

Data obtained from Escubedo Laboratory essays, using own methodology, cablings, equipment and original crimping tools, done in laboratory conditions and following the indicated standards, errors and omissions excepted. This document has no contractual meaning and it is publicised only for informative purposes. It can be changed without prior notice. The end customer has the sole responsibility to check these characteristics in its environment and with its own components, manufacturing methods and equipment. See also the full range product overview if available. For further information please visit our web site or contact us

Rev. Nr.	Concept	Date	Created/Revised	Approved
A4	Change company name and logo	2021-10-21	E. Roura (Laboratory Dept.)	D. Yabar (Engineering Dept.)
A3	Update Insertion / Withdrawal forces	2021-10-13	E. Roura (Laboratory Dept.)	D. Yabar (Engineering Dept.)
A2	Update current de-rating and temperature rise curves	2019-11-22	Laboratory Dept.	E. Roura
A1	Datasheet generated automatically [A1]	2018-07-23	Laboratory Dept.	E. Roura

Escubedo Connection Systems, S.A.U. · Ctra. de Girona-Olot Km. 35,5 · 17843 Riudellots de la Creu · Girona · Spain  
 Tel.: 34 972 171 706 · Fax: +34 972 171 714 · [info@escubedo.com](mailto:info@escubedo.com) · [www.escubedo.com](http://www.escubedo.com)