

5333.**

RAST 5 TERMINALS AND CONNECTORS · FLAGS FOR CONNECTOR



Specification RAST 5 CRIMP CONNECT

Typology Without Upper Dimple

For male (mm) 6,3x0,8

Wire size mm² (AWG) 0,5-1,5 (20-16)

Ø Insulation (mm) 1,9-3,3

Materials, temperature and contact resistance

Part nr.	Material	Finishing	Max. Temp. (°C)	Contact Resist (mΩ)
5333.00	Brass	Natural	110	(T.B.D.)
5333.01	Brass	Pre-tin-plated	120	0.50
5333.24	Steel	Nickel-plated	300	2.00
5333.30	Bronze	Natural	120	(T.B.D.)
5333.31	Bronze	Pre-tin-plated	130	(T.B.D.)
5333.70	German Silver	Natural	210	(T.B.D.)

Material thickness (mm) 0,4

Max. rated current

Wire section	5333.00 / 01 / 24 / 30 / 31 / 70
0.50 mm ²	8A
0.75 mm ²	10A
1.00 mm ²	12A
1.50 mm ²	16A



Insertion / Withdrawal forces

	5333.00 / 01 / 30 / 31	5333.24 / 70
1st Insertion (max)	20N ¹	25N ¹
1st Withdrawal (max)	40N ¹	40N ¹
6th Withdrawal (min)	13N ¹	13N ¹

¹ Valid for Natural Brass Tab

Application tool MN5333

Crimping parameters & pull out force

Wire section (±10%)	Conductor 		Insulator 	Pull-out force (N)
	Height (mm)	Width (mm)	Width (mm)	
0.50 mm ²	1.40 (±0.03)	2.48 (±0.03)	3.80 (±0.10)	56N @ 60s
0.75 mm ²	1.45 (±0.05)	2.48 (±0.05)	3.80 (±0.10)	84N @ 60s
1.00 mm ²	1.50 (±0.05)	2.51 (±0.05)	3.80 (±0.10)	108N @ 60s
1.50 mm ²	1.65 (±0.05)	2.53 (±0.05)	3.80 (±0.10)	150N @ 60s

Values only valid for the application tool specified upwards. The insulator widths are only indicative as they are dependent on the sheath thickness of the wire used.

Winding number 3500

Compatible connectors 26337**, P8533**, P8534**, P8535**, R55310**-K, R55312**-K, R5532**-K, R5533**-K, R5534**-K, R5535**-K, R5536**-K, R5537**-K, R5538**-K, R5539**-K

5333.**

RAST 5 TERMINALS AND CONNECTORS · FLAGS FOR CONNECTOR



Approved regulations

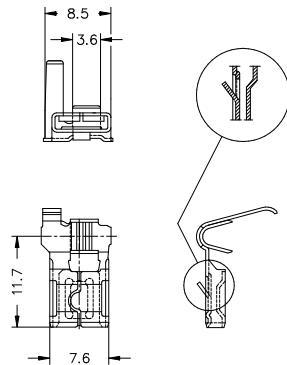
Part nr.	Approval	Standard	File	Certified framework
5333.00 ¹	UL	UL 1977	E222213	AWG 20-16
5333.01 ¹	UL	UL 1977	E222213	AWG 20-16
5333.24 ¹	UL	UL 1977	E222213	AWG 20-16
5333.30 ¹	UL	UL 1977	E222213	AWG 20-16
5333.31 ¹	UL	UL 1977	E222213	AWG 20-16

¹ Cat. No. meets with the standard UL1977 as a component of UP-RAST5 full connection system.
 Rated current and voltage:
 600V - 12A

Approvals



Drawing

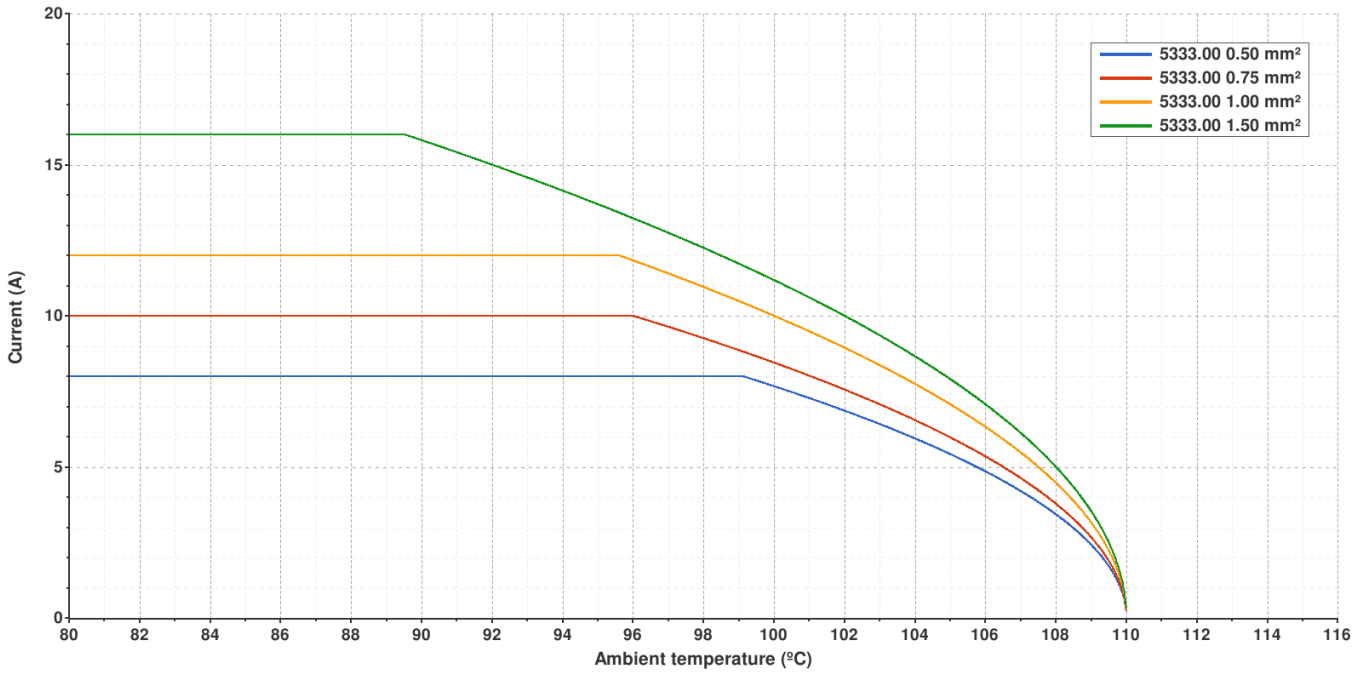


5333.00 NATURAL BRASS

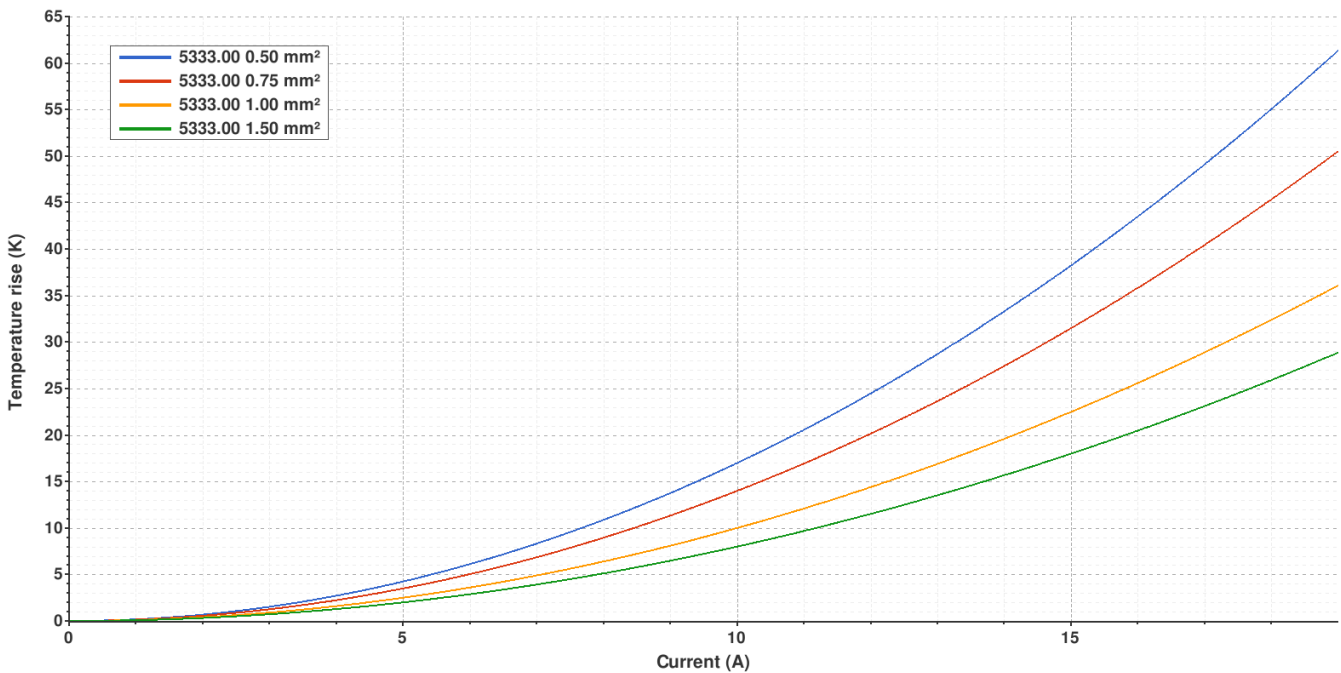


RAST 5 TERMINALS AND CONNECTORS · FLAGS FOR CONNECTOR

Derating curve Current carrying capacity vs. Ambient temperature



Temperature rise curve Terminal temperature rise due to the current carried



Valid for Natural Brass Tab

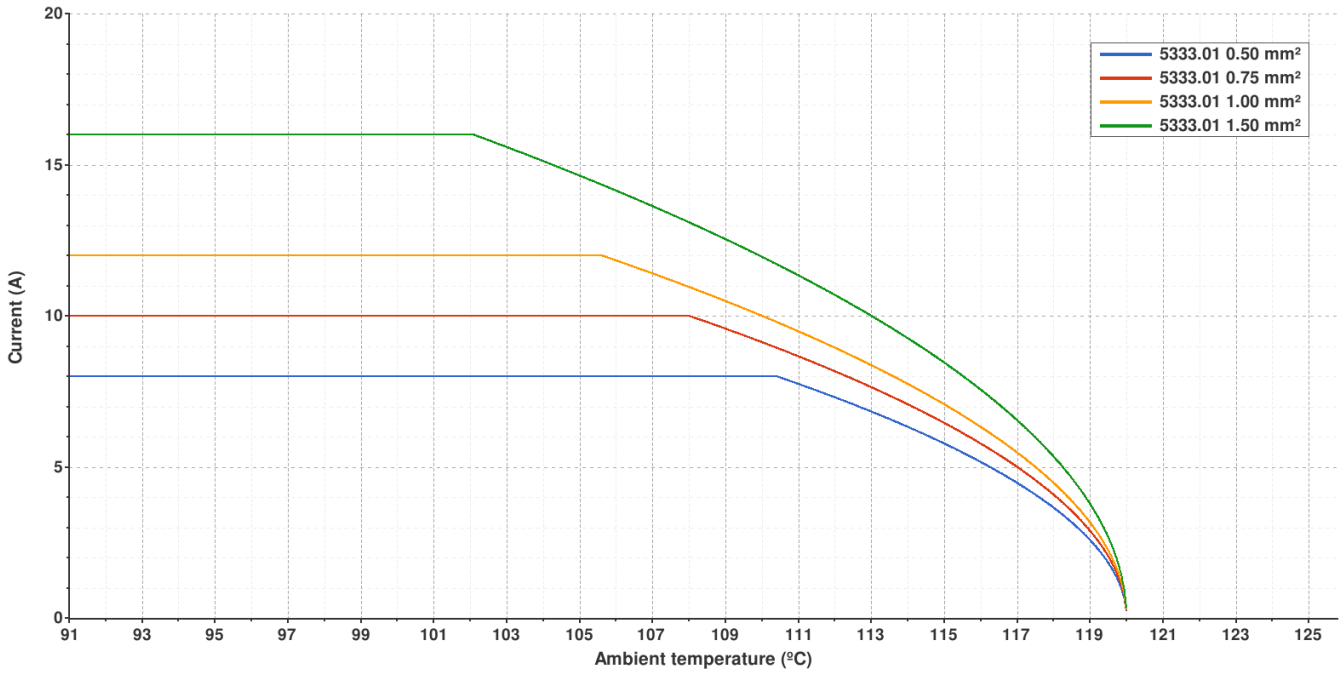
5333.01 PRE-TIN-PLATED BRASS

RAST 5 TERMINALS AND CONNECTORS · FLAGS FOR CONNECTOR



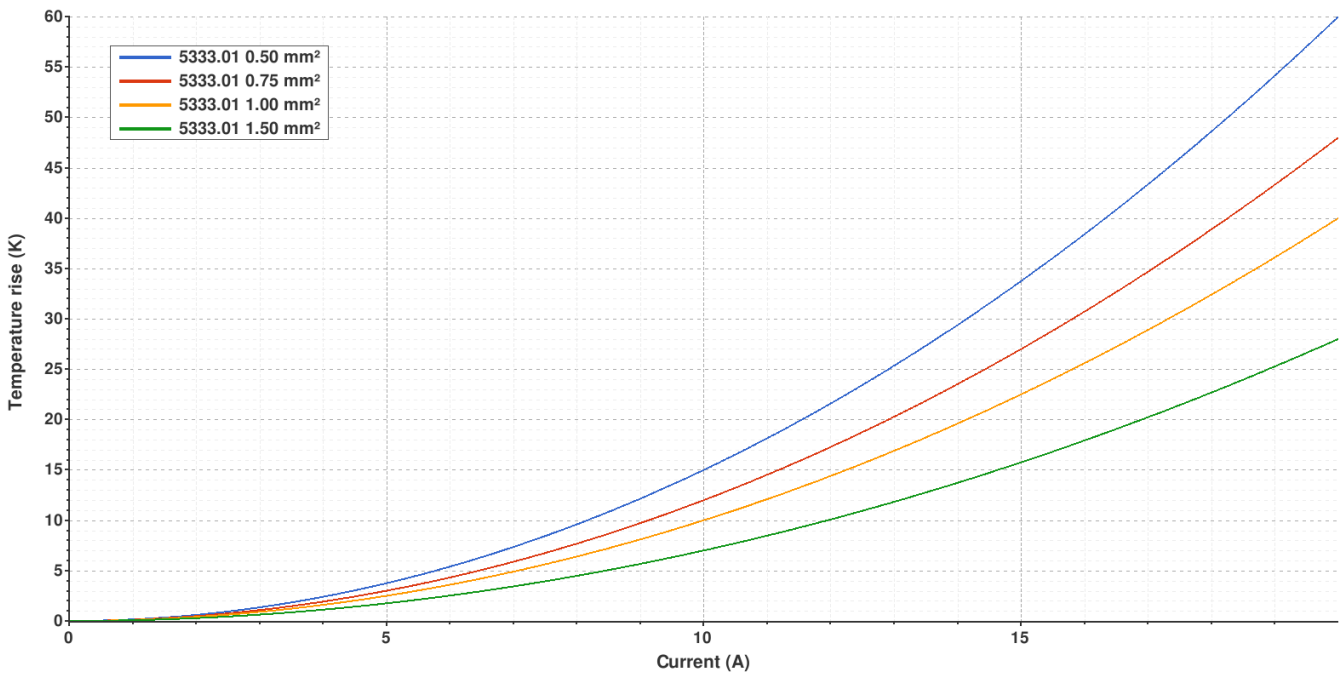
Derating curve

Current carrying capacity vs. Ambient temperature



Temperature rise curve

Terminal temperature rise due to the current carried



Valid for Natural Brass Tab

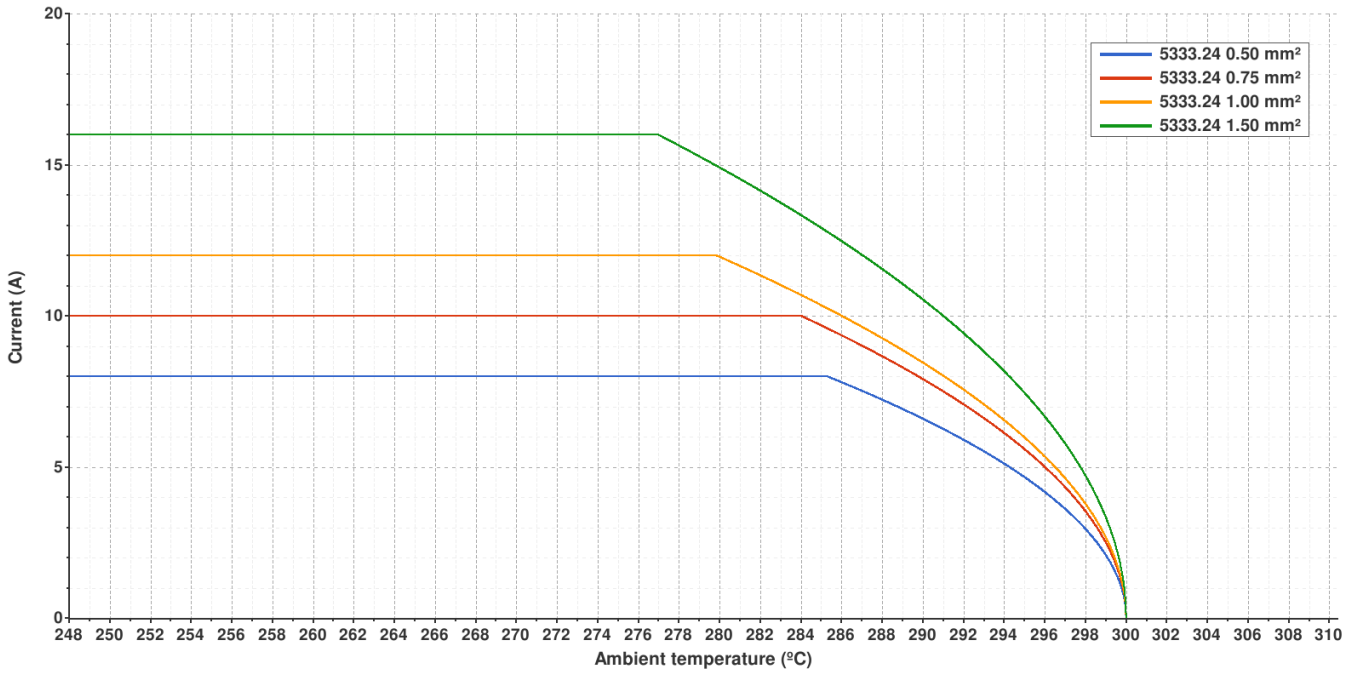
5333.24 NICKEL-PLATED STEEL

RAST 5 TERMINALS AND CONNECTORS · FLAGS FOR CONNECTOR



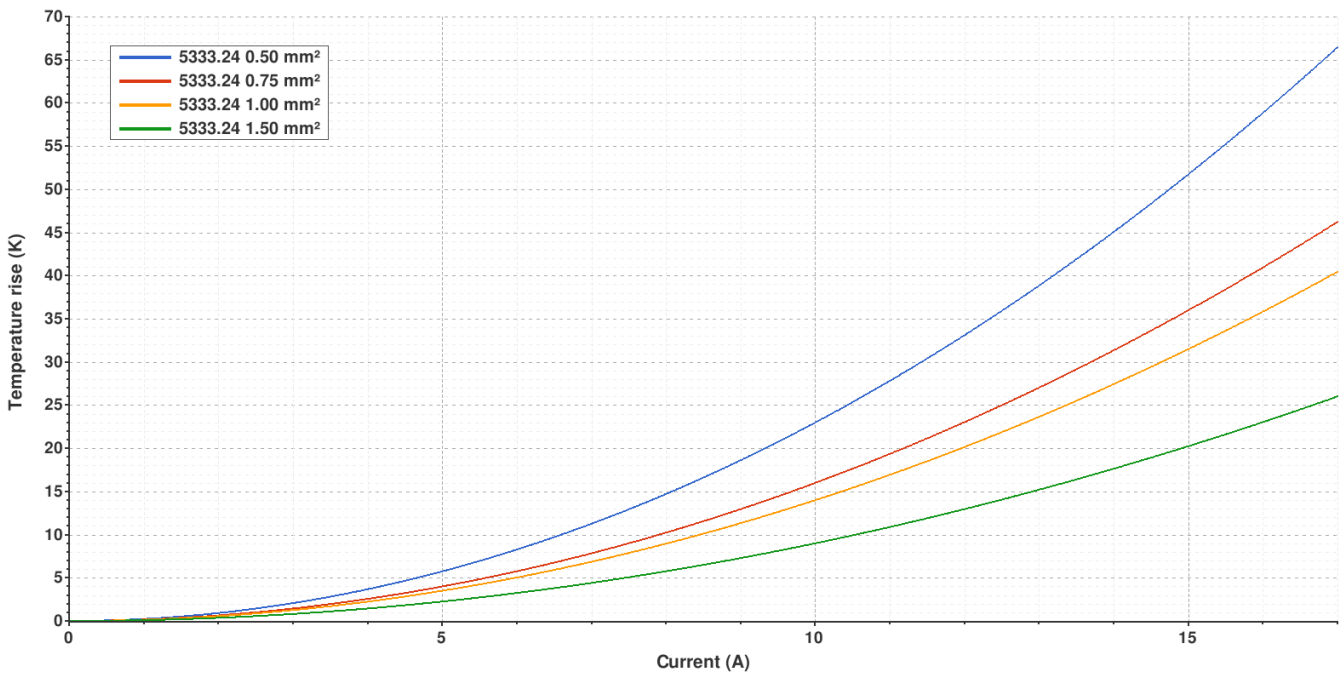
Derating curve

Current carrying capacity vs. Ambient temperature



Temperature rise curve

Terminal temperature rise due to the current carried



Valid for Natural Brass Tab

5333.**
RAST 5 TERMINALS AND CONNECTORS · FLAGS FOR CONNECTOR


(T.B.D.): To be determined

Disclaimer

Data obtained from Escubedo Laboratory essays, using own methodology, cablings, equipment and original crimping tools, done in laboratory conditions and following the indicated standards, errors and omissions excepted. This document has no contractual meaning and it is publicised only for informative purposes. It can be changed without prior notice. The end customer has the sole responsibility to check these characteristics in its environment and with its own components, manufacturing methods and equipment. See also the full range product overview if available. For further information please visit our web site or contact us

Rev. Nr.	Concept	Date	Created/Revised	Approved
A2	Change company name and logo	2021-10-21	Labotaroy Dept.	E. Roura
A1	Datasheet generated automatically [A1]	2019-01-21	Labotaroy Dept.	E. Roura

Escubedo Connection Systems, S.A.U. · Ctra. de Girona-Olot Km. 35,5 · 17843 Riudellots de la Creu · Girona · Spain
 Tel.: 34 972 171 706 · Fax: +34 972 171 714 · info@escubedo.com · www.escubedo.com