



**5333.\*\***

**RAST 5 TERMINALS AND CONNECTORS · FLAGS FOR CONNECTOR**



**Specification** RAST 5 CRIMP CONNECT

**Typology** Without Upper Dimple

**For male (mm)** 6,3x0,8

**Wire size mm<sup>2</sup> (AWG)** 0,5-1,5 (20-16)

**Ø Insulation (mm)** 1,9-3,3

**Materials, temperature and contact resistance**

Part nr.	Material	Finishing	Max. Temp. (°C)	Contact Resist (mΩ)
5333.00	Brass	Natural	110	(T.B.D.)
5333.01	Brass	Pre-tin-plated	120	0.50
5333.24	Steel	Nickel-plated	300	2.00
5333.30	Bronze	Natural	120	(T.B.D.)
5333.31	Bronze	Pre-tin-plated	130	(T.B.D.)
5333.70	German Silver	Natural	210	(T.B.D.)

**Material thickness (mm)** 0,4

**Max. rated current**

Wire section	5333.00 / 01 / 24 / 30 / 31 / 70
0.50 mm <sup>2</sup>	8A
0.75 mm <sup>2</sup>	10A
1.00 mm <sup>2</sup>	12A
1.50 mm <sup>2</sup>	16A



**Insertion / Withdrawal forces**

	5333.00 / 01 / 30 / 31	5333.24 / 70
1st Insertion (max)	20N <sup>1</sup>	25N <sup>1</sup>
1st Withdrawal (max)	40N <sup>1</sup>	40N <sup>1</sup>
6th Withdrawal (min)	13N <sup>1</sup>	13N <sup>1</sup>

<sup>1</sup> Valid for Natural Brass Tab

**Application tool** MN5333

**Crimping parameters & pull out force**

Wire section (±10%)	Conductor 		Insulator 	Pull-out force (N)
	Height (mm)	Width (mm)	Width (mm)	
0.50 mm <sup>2</sup>	1.40 (±0.03)	2.48 (±0.03)	3.80 (±0.10)	56N @ 60s
0.75 mm <sup>2</sup>	1.45 (±0.05)	2.48 (±0.05)	3.80 (±0.10)	84N @ 60s
1.00 mm <sup>2</sup>	1.50 (±0.05)	2.51 (±0.05)	3.80 (±0.10)	108N @ 60s
1.50 mm <sup>2</sup>	1.65 (±0.05)	2.53 (±0.05)	3.80 (±0.10)	150N @ 60s

Values only valid for the application tool specified upwards. The insulator widths are only indicative as they are dependent on the sheath thickness of the wire used.

**Winding number** 3500

**Compatible connectors** 26337\*\*, P8533\*\*, P8534\*\*, P8535\*\*, R55310\*\*-K, R55312\*\*-K, R5532\*\*-K, R5533\*\*-K, R5534\*\*-K, R5535\*\*-K, R5536\*\*-K, R5537\*\*-K, R5538\*\*-K, R5539\*\*-K



**5333.\*\***

**RAST 5 TERMINALS AND CONNECTORS · FLAGS FOR CONNECTOR**



**Approved regulations**

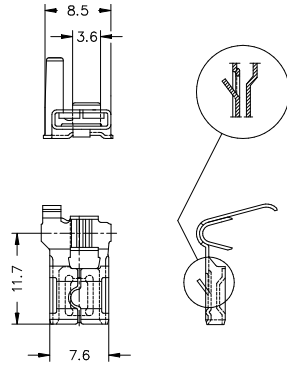
Part nr.	Approval	Standard	File	Certified framework
5333.00 <sup>1</sup>	UL	UL 1977	E222213	AWG 20-16
5333.01 <sup>1</sup>	UL	UL 1977	E222213	AWG 20-16
5333.24 <sup>1</sup>	UL	UL 1977	E222213	AWG 20-16
5333.30 <sup>1</sup>	UL	UL 1977	E222213	AWG 20-16
5333.31 <sup>1</sup>	UL	UL 1977	E222213	AWG 20-16

<sup>1</sup> Cat. No. meets with the standard UL1977 as a component of UP-RAST5 full connection system.  
Rated current and voltage:  
600V - 12A

**Approvals**



**Drawing**





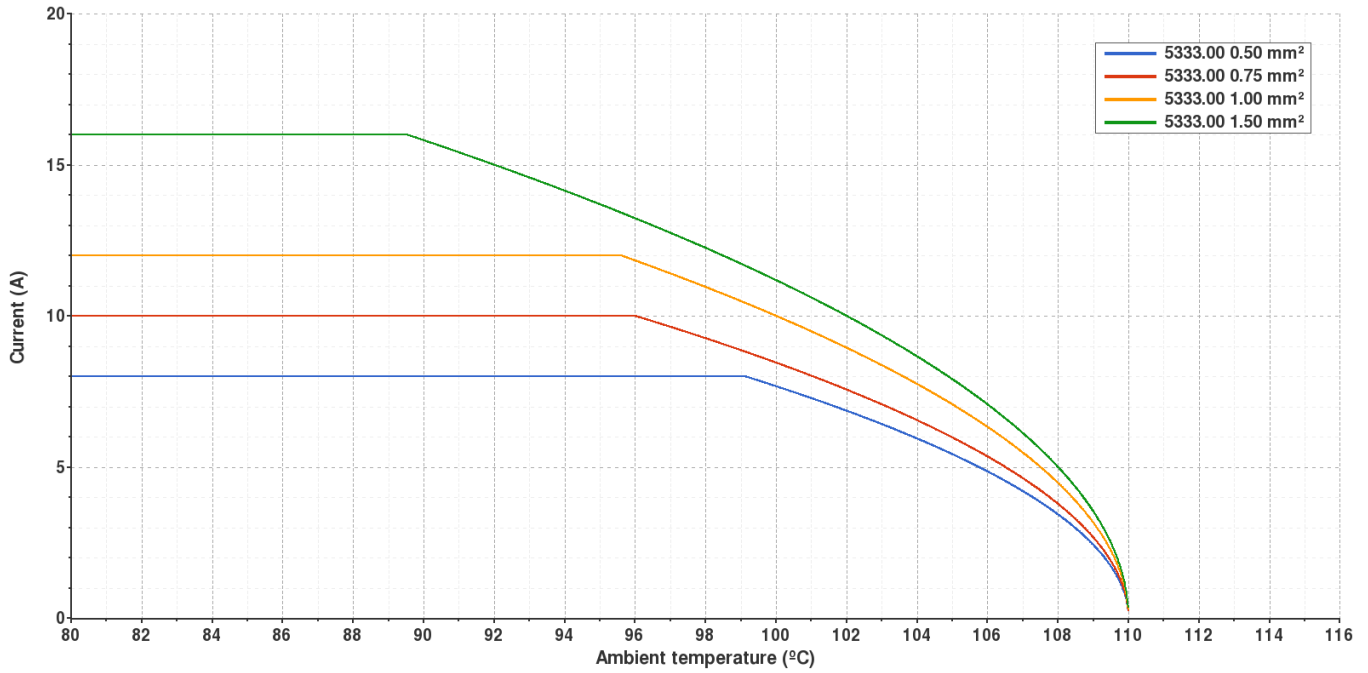
**5333.00 NATURAL BRASS**

**RAST 5 TERMINALS AND CONNECTORS · FLAGS FOR CONNECTOR**



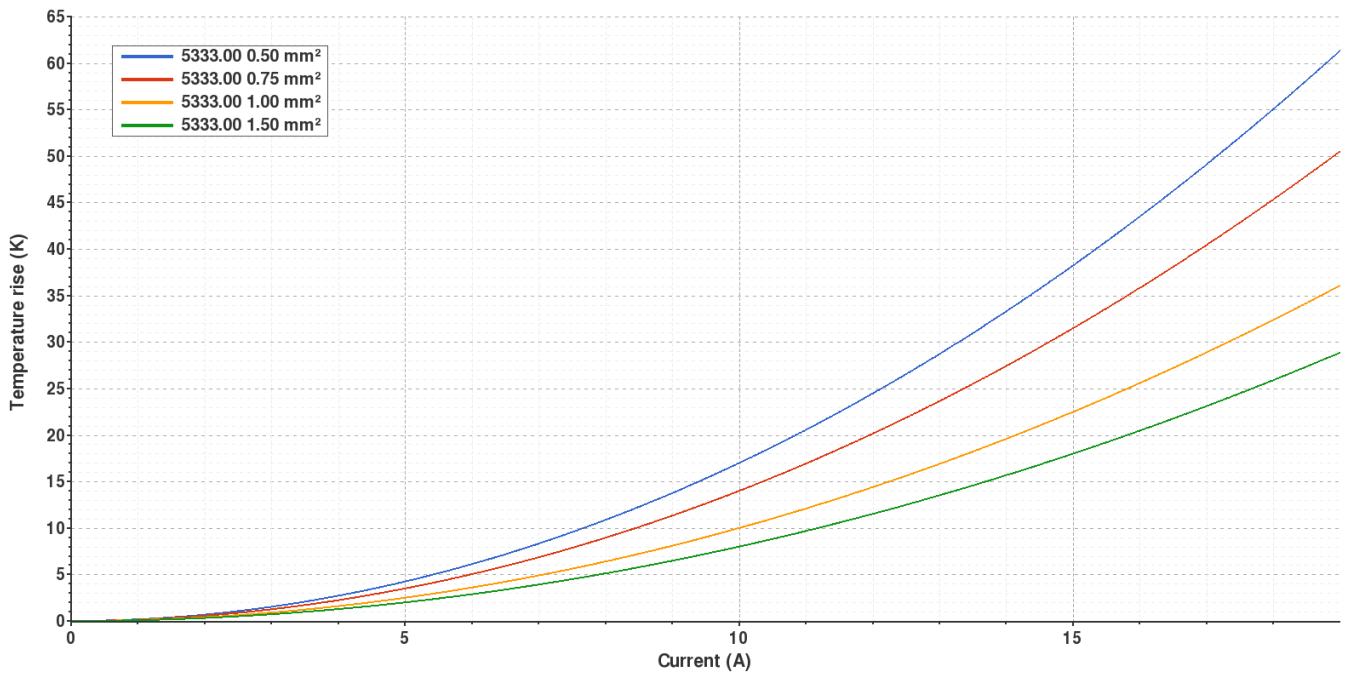
**Derating curve**

Current carrying capacity vs. Ambient temperature



**Temperature rise curve**

Terminal temperature rise due to the current carried



Valid for Natural Brass Tab



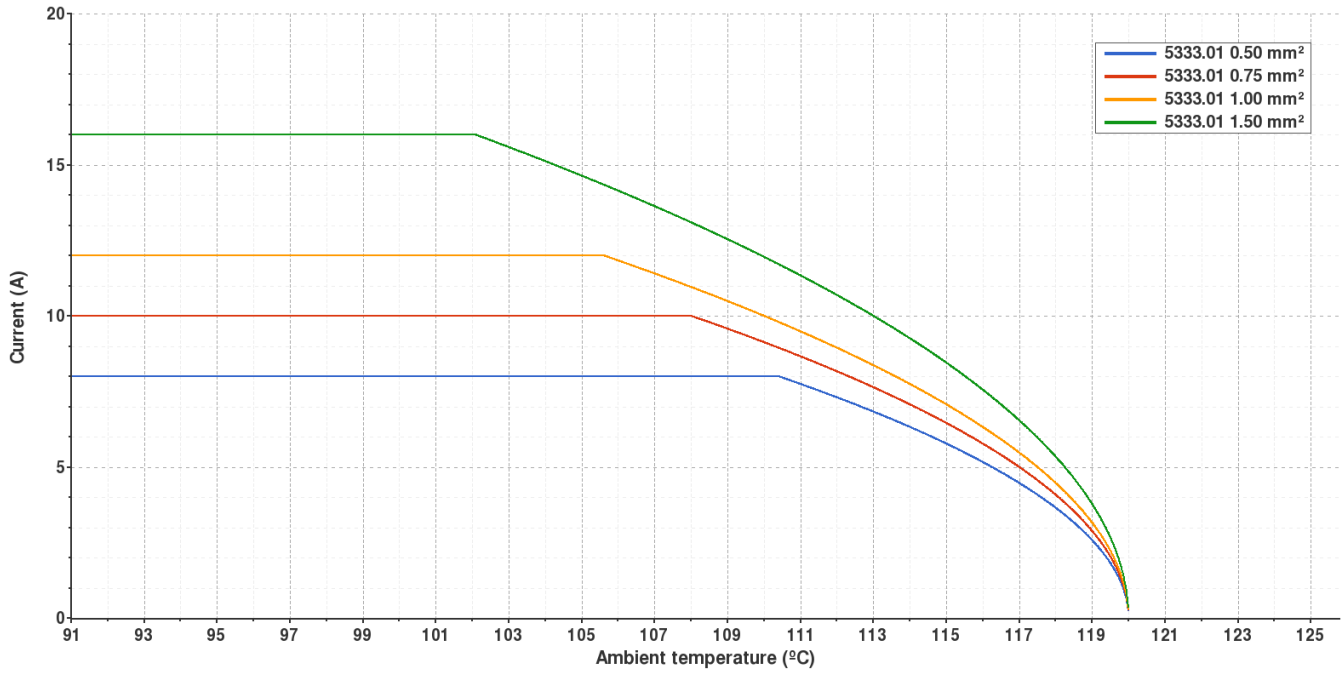
**5333.01 PRE-TIN-PLATED BRASS**

**RAST 5 TERMINALS AND CONNECTORS · FLAGS FOR CONNECTOR**



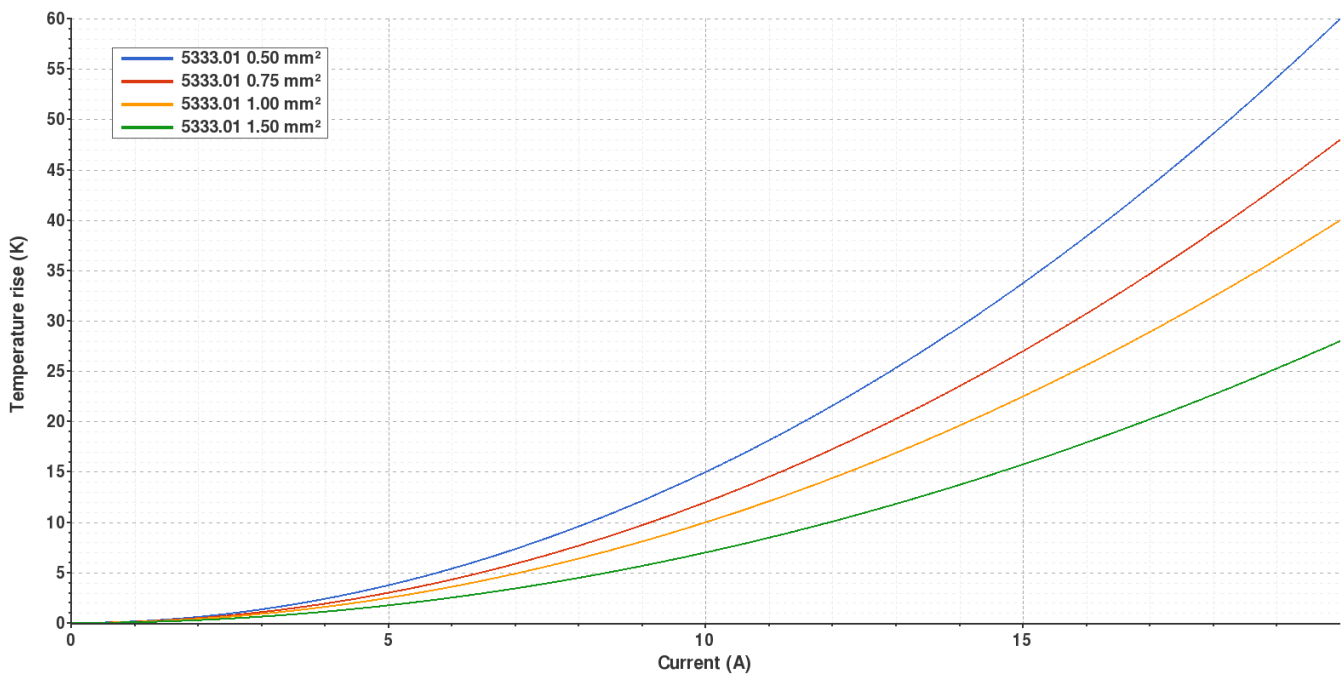
**Derating curve**

Current carrying capacity vs. Ambient temperature



**Temperature rise curve**

Terminal temperature rise due to the current carried



Valid for Natural Brass Tab



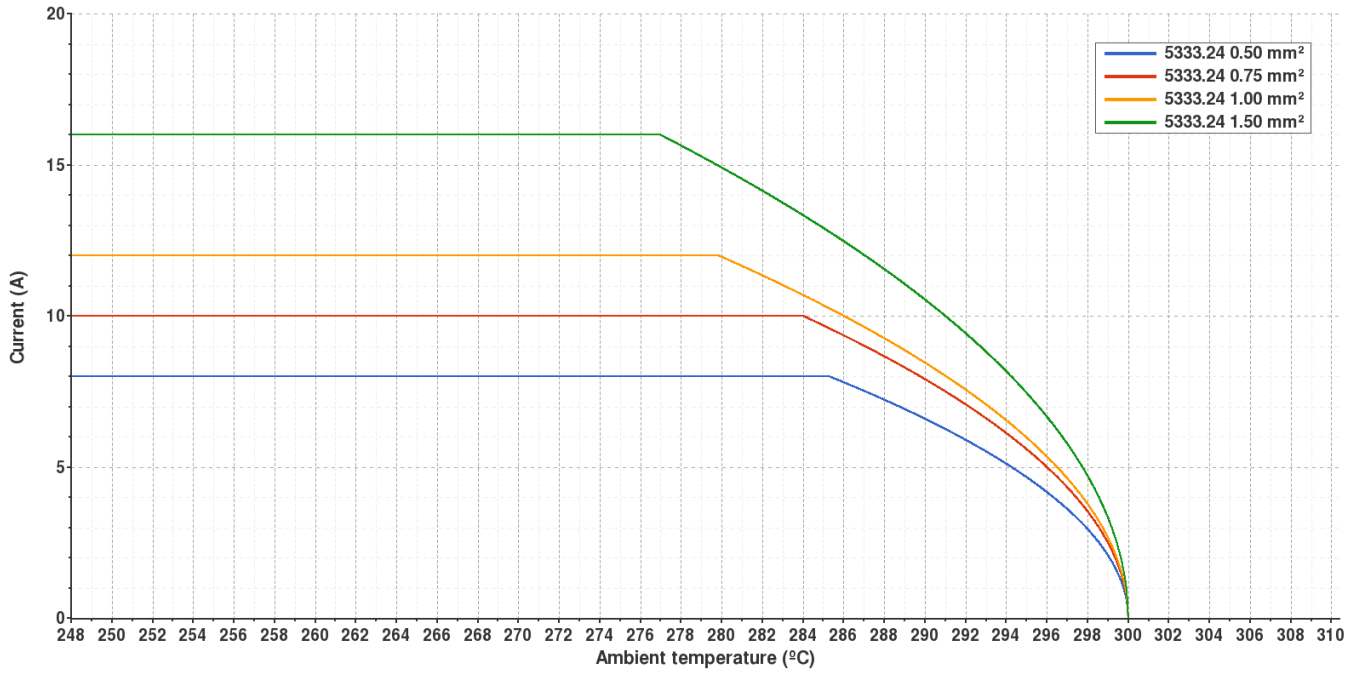
**5333.24 NICKEL-PLATED STEEL**

**RAST 5 TERMINALS AND CONNECTORS · FLAGS FOR CONNECTOR**



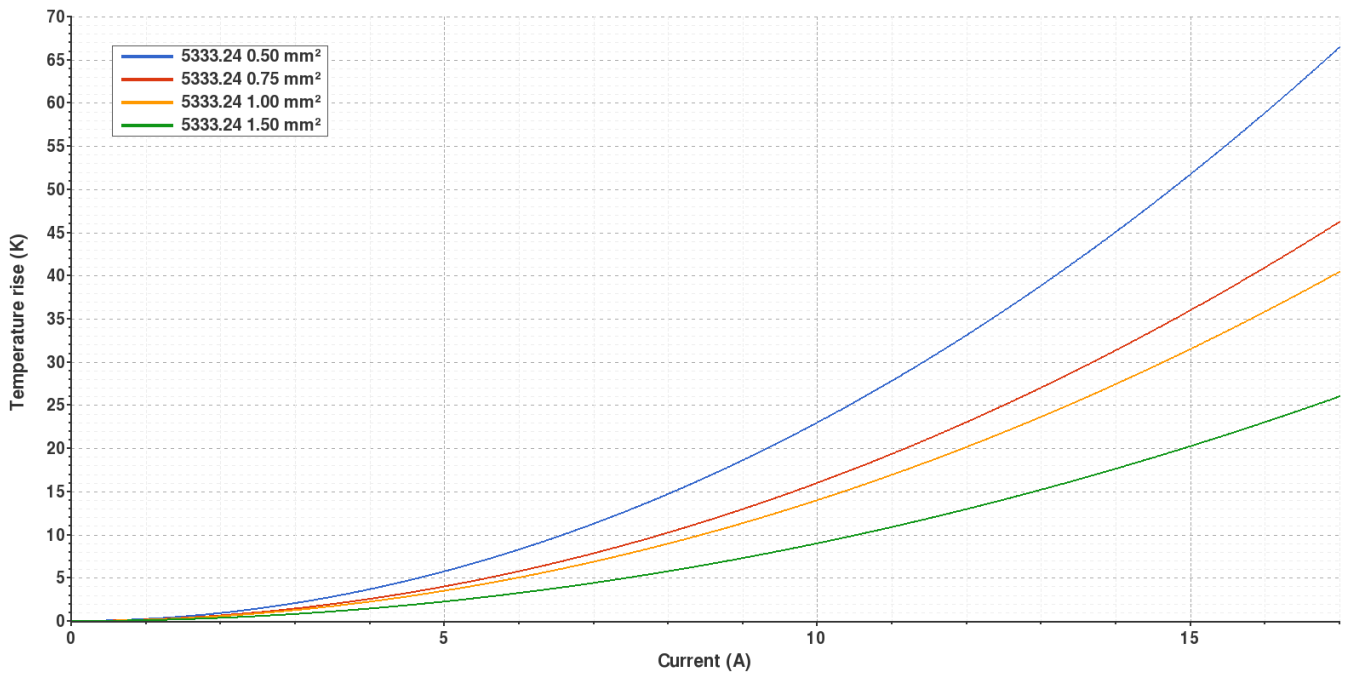
**Derating curve**

Current carrying capacity vs. Ambient temperature



**Temperature rise curve**

Terminal temperature rise due to the current carried



Valid for Natural Brass Tab



**5333.\*\***

**RAST 5 TERMINALS AND CONNECTORS · FLAGS FOR CONNECTOR**



(T.B.D.): To be determined

**Disclaimer**

Data obtained from Escubedo Laboratory essays, using own methodology, cablings, equipment and original crimping tools, done in laboratory conditions and following the indicated standards, errors and omissions excepted. This document has no contractual meaning and it is publicised only for informative purposes. It can be changed without prior notice. The end customer has the sole responsibility to check these characteristics in its environment and with its own components, manufacturing methods and equipment. See also the full range product overview if available. For further information please visit our web site or contact us

Rev. Nr.	Concept	Date	Created/Revised	Approved
A1	Datasheet generated automatically [A1]	2019-01-21	Labotaroy Dept.	E. Roura

Especialitats Elèctriques Escubedo S.A.U. · Ctra. de Girona-Olot Km. 35,5 · 17843 Riudellots de la Creu · Girona · Spain  
Tel.: 34 972 171 706 · Fax: +34 972 171 714 · [info@escubedo.com](mailto:info@escubedo.com) · [www.escubedo.com](http://www.escubedo.com)