

## 5118.\*\* SPECIAL TERMINALS · SPLICES



**Specification** End crimping

**W (mm)** 5,8

**Wire size mm<sup>2</sup> (AWG)** 0,3-1,5 (22-16)

**Materials, temperature and contact resistance**


**Material thickness (mm)** 0,3

**Application tool** MN5118

**Wire strip length** 6.0 (±0.3) mm

Part nr.	Material	Finishing	Max. Temp. (°C)
5118.00	Brass	Natural	110
5118.02	Brass	Tin plated	120
5118.24	Steel	Nickel-plated	300

**Crimping parameters & pull out force**

Wire section (±10%)	Conductor 		Pull-out force (N)
	Height (mm)	Width (mm)	
0.35 mm <sup>2</sup>	1.30 (±0.03)	2.30 (±0.03)	40N @ 60s
0.50 mm <sup>2</sup>	1..35 (±0.03)	2.30 (±0.03)	56N @ 60s
0.75 mm <sup>2</sup>	1.45 (±0.05)	2.32 (±0.05)	84N @ 60s
1.00 mm <sup>2</sup>	1.55 (±0.05)	2.32 (±0.05)	108N @ 60s
1.50 mm <sup>2</sup>	1.65 (±0.05)	2.33 (±0.05)	150N @ 60s

Values only valid for the application tool specified upwards. The insulator widths are only indicative as they are dependent on the sheath thickness of the wire used.

**Winding number** 30000

**Approved regulations**


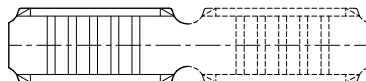
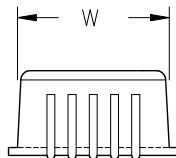
Part nr.	Approval	Standard	File	Certified framework
5118.00 <sup>1</sup>	UL	UL 486A-486B	E232316	AWG 22-16 (7-26 Stranded Cu) / MN5118

<sup>1</sup> 0.3, SOL/STR

**Approvals**



**Drawing**



## 5118.\*\* SPECIAL TERMINALS · SPLICES



### Disclaimer

Data obtained from Escubedo Laboratory essays, using own methodology, cablings, equipment and original crimping tools, done in laboratory conditions and following the indicated standards, errors and omissions excepted. This document has no contractual meaning and it is publicised only for informative purposes. It can be changed without prior notice. The end customer has the sole responsibility to check these characteristics in its environment and with its own components, manufacturing methods and equipment. See also the full range product overview if available. For further information please visit our web site or contact us

Rev. Nr.	Concept	Date	Created/Revised	Approved
A3	Change company name and logo	2021-10-21	E. Roura (Laboratory Dept.)	M. Codina (Engineering Dept.)
A2	Update UL approval and wire strip length	2020-02-14	E. Roura (Laboratory Dept.)	M. Codina (Engineering Dept.)
A1	Datasheet generated automatically [A1]	2018-10-01	Laboratory Dept.	E. Roura

Escubedo Connection Systems, S.A.U. · Ctra. de Girona-Olot Km. 35,5 · 17843 Riudellots de la Creu · Girona · Spain  
 Tel.: 34 972 171 706 · Fax: +34 972 171 714 · [info@escubedo.com](mailto:info@escubedo.com) · [www.escubedo.com](http://www.escubedo.com)