

5104.** SPECIAL TERMINALS · SPLICES



Specification End crimping

W (mm) 5,8

Wire size mm² (AWG) 3,5-6,5 (12-10)

Materials, temperature and contact resistance


Material thickness (mm) 0,5

Application tool MN5104

Wire strip length 6.2 (±0.3) mm

Part nr.	Material	Finishing	Max. Temp. (°C)
5104.00	Brass	Natural	110
5104.01	Brass	Pre-tin-plated	120
5104.02	Brass	Tin plated	120
5104.24	Steel	Nickel-plated	300

Crimping parameters & pull out force

Wire section (±10%)	Conductor 		Pull-out force (N)
	Height (mm)	Width (mm)	
1.50 + 1.50 mm ²	2.40 (±0.05)	4.57 (±0.05)	(150N @ 60s) + (150N @ 60s)
2.00 + 2.00 mm ²	2.50 (±0.05)	4.62 (±0.05)	(150N @ 60s) + (150N @ 60s)
2.50 + 2.50 mm ²	2.65 (±0.05)	4.65 (±0.05)	(230N @ 60s) + (230N @ 60s)
3.00 + 3.00 mm ²	2.80 (±0.05)	4.65 (±0.05)	(230N @ 60s) + (230N @ 60s)

Values only valid for the application tool specified upwards. The insulator widths are only indicative as they are dependent on the sheath thickness of the wire used.

Winding number 15000

Approved regulations


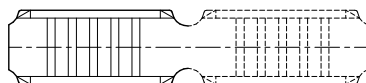
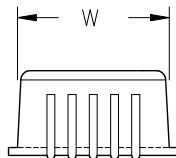
Part nr.	Approval	Standard	File	Certified framework
5104.00 ¹	UL	UL 486A-486B	E232316	AWG 12-10 (65-105 Stranded Cu) / MN5104

¹ 4.0, 5.0, STR; 6.0, SOL/STR

Approvals



Drawing



5104.**
SPECIAL TERMINALS · SPLICES**Disclaimer**

Data obtained from Escubedo Laboratory essays, using own methodology, cablings, equipment and original crimping tools, done in laboratory conditions and following the indicated standards, errors and omissions excepted. This document has no contractual meaning and it is publicised only for informative purposes. It can be changed without prior notice. The end customer has the sole responsibility to check these characteristics in its environment and with its own components, manufacturing methods and equipment. See also the full range product overview if available. For further information please visit our web site or contact us

Rev. Nr.	Concept	Date	Created/Revised	Approved
A3	Change company name and logo	2021-10-21	E. Roura (Laboratory Dept.)	M. Codina (Engineering Dept.)
A2	Update UL approval and wire strip length	2020-02-14	E. Roura (Laboratory Dept.)	M. Codina (Engineering Dept.)
A1	Datasheet generated automatically [A1]	2018-10-01	Laboratory Dept.	E. Roura

Escubedo Connection Systems, S.A.U. · Ctra. de Girona-Olot Km. 35,5 · 17843 Riudellots de la Creu · Girona · Spain
Tel.: 34 972 171 706 · Fax: +34 972 171 714 · info@escubedo.com · www.escubedo.com